


**FORM NO. 36**

**IDENTITY CARD**

G.F.R. No. 1977 (Ammended)



(a) Factory's Name & Address :

(b) Worker's Name & Address :

(c) Date of Joining :

(d) Date Of Birth :

(e) Date of issue :

(f) Sign. Of Manager :


Identity of Employee

Sign. Of Employee

**FORM NO. 36**

**IDENTITY CARD**

G.F.R. No. 1977 (Ammended)



(a) Factory's Name & Address :

(b) Worker's Name & Address :

(c) Date of Joining :

(d) Date Of Birth :

(e) Date of issue :

(f) Sign. Of Manager :


Identity of Employee

Sign. Of Employee

**FORM NO. 36**

**IDENTITY CARD**

G.F.R. No. 1977 (Ammended)



(a) Factory's Name & Address :

(b) Worker's Name & Address :

(c) Date of Joining :

(d) Date Of Birth :

(e) Date of issue :

(f) Sign. Of Manager :

Identity of Employee

Sign. Of Employee